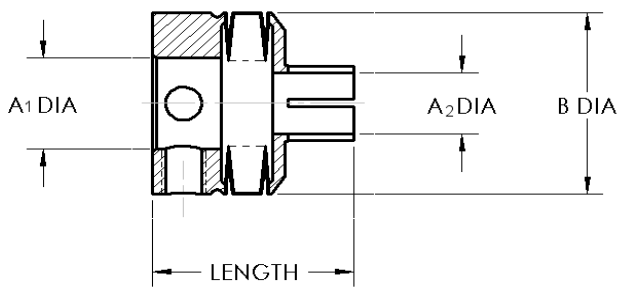
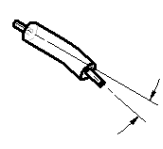
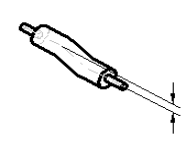
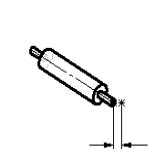
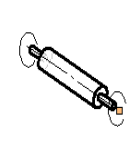


Bellows Coupling Design Data Sheet

Technical Contact: _____ Company: _____
Phone: _____ Fax: _____
Email: _____

End Fitting/Hub Requirements:	Envelope Requirements:
<input type="checkbox"/> Machined Hubs <input type="checkbox"/> Split Hubs 	A ₁ : _____ +/- _____ A ₂ : _____ +/- _____ Max. O.D. (B DIA): _____ Length: _____

Performance Requirements: <i>(as applicable)</i>				
Maximum Torque _____ IN. • OZ.	Maximum Angular Misalignment  _____ DEG.	Maximum Parallel Misalignment  _____ IN.	Maximum End Play  _____ IN.	Maximum Wind-up  <u>ARC-SEC.</u> _____ IN. • OZ.

Description of Application: